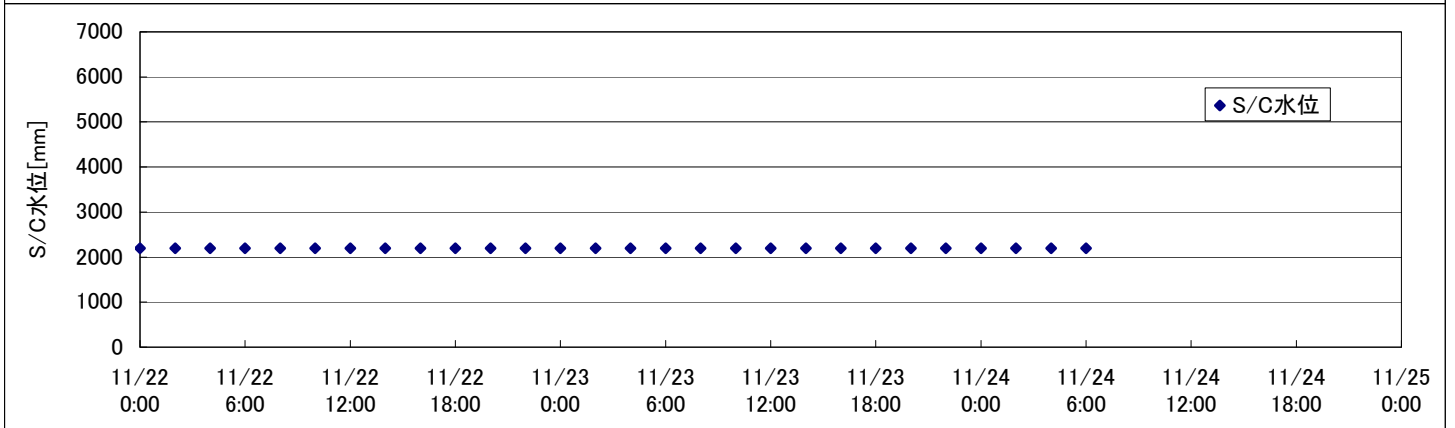
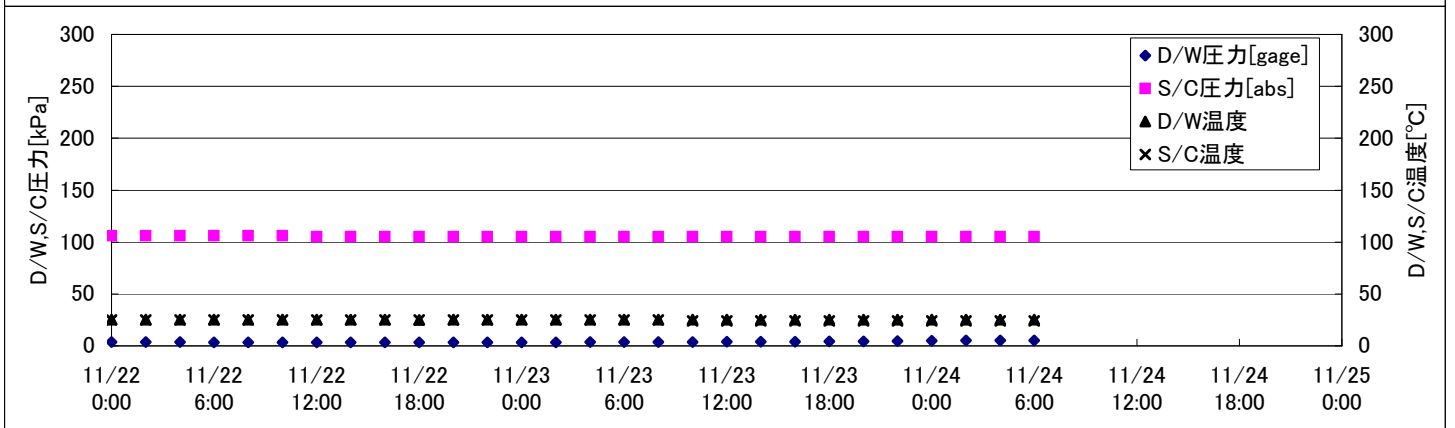
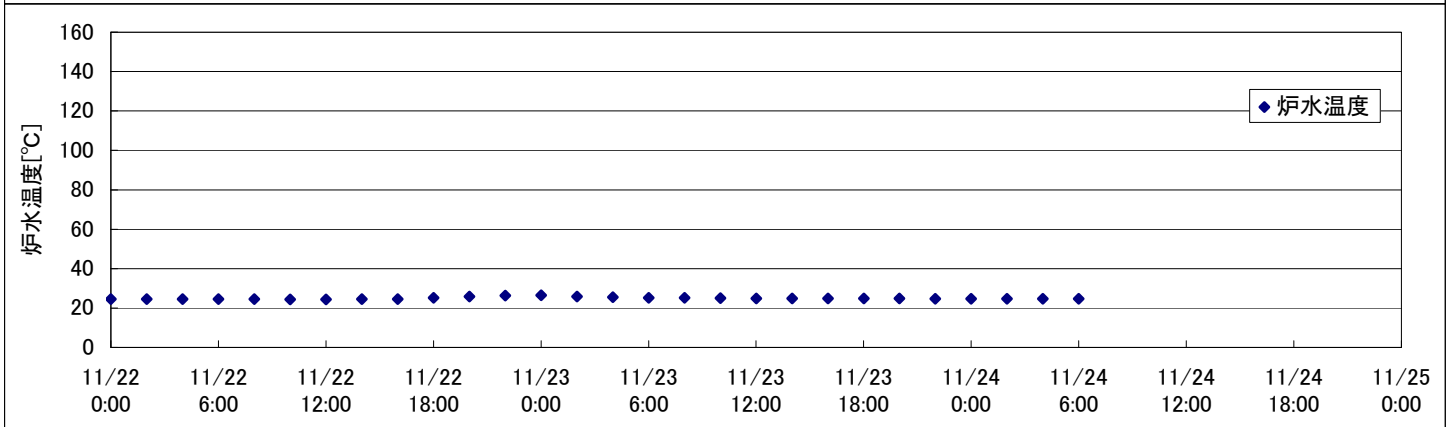
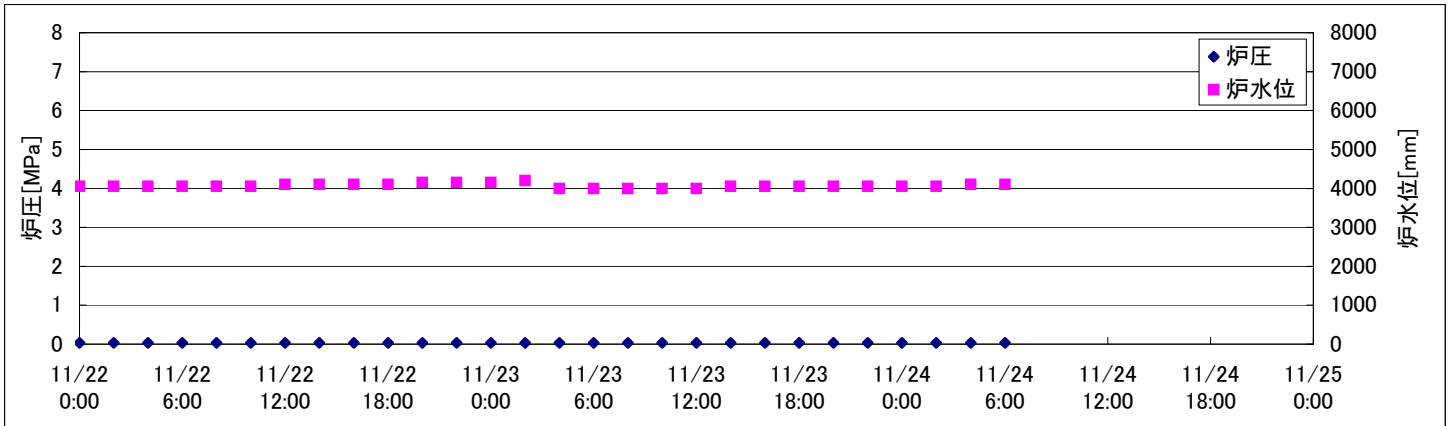
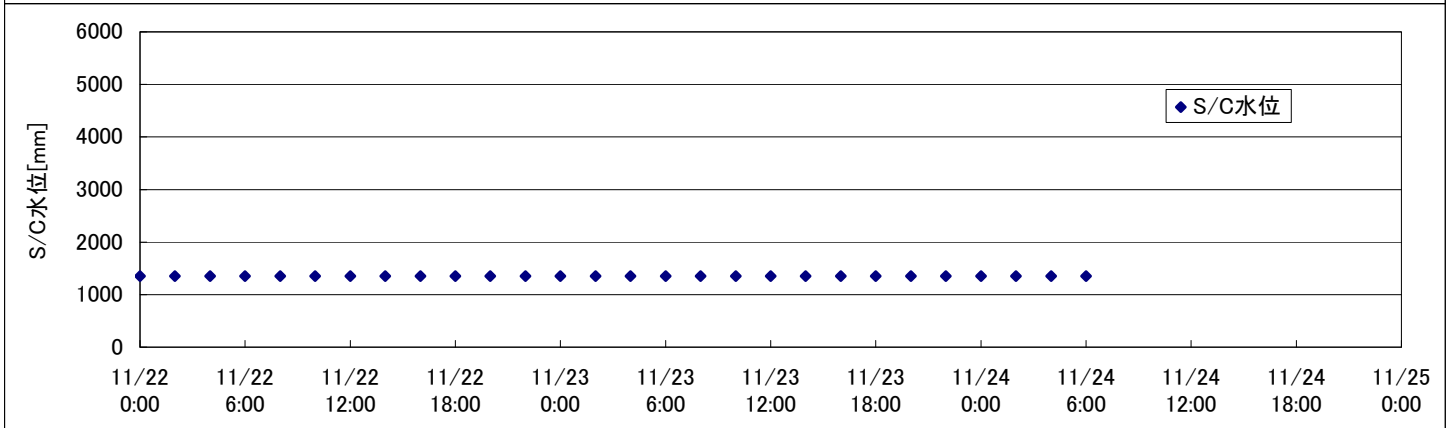
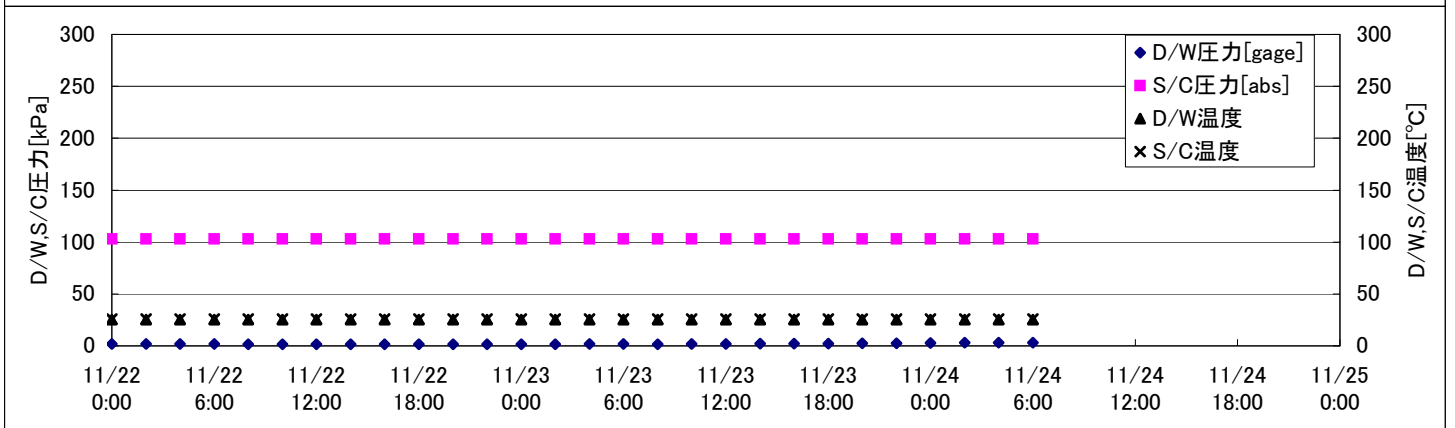
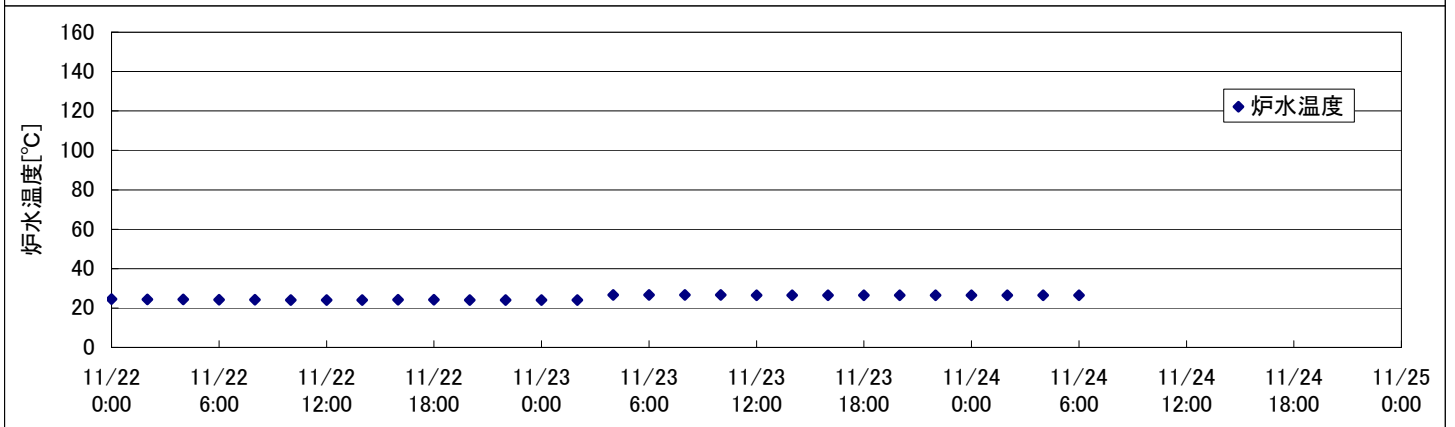
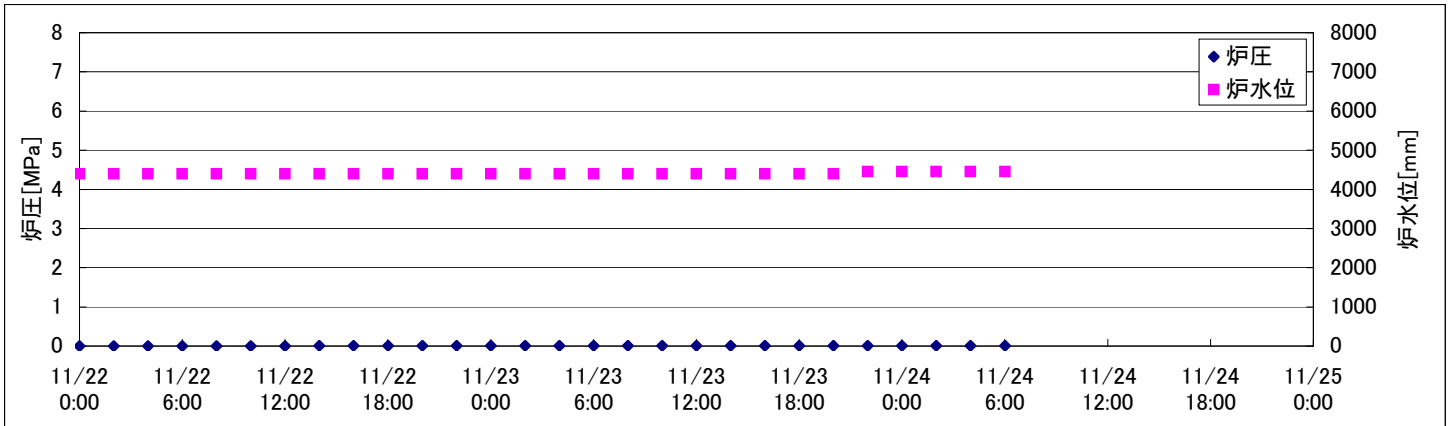


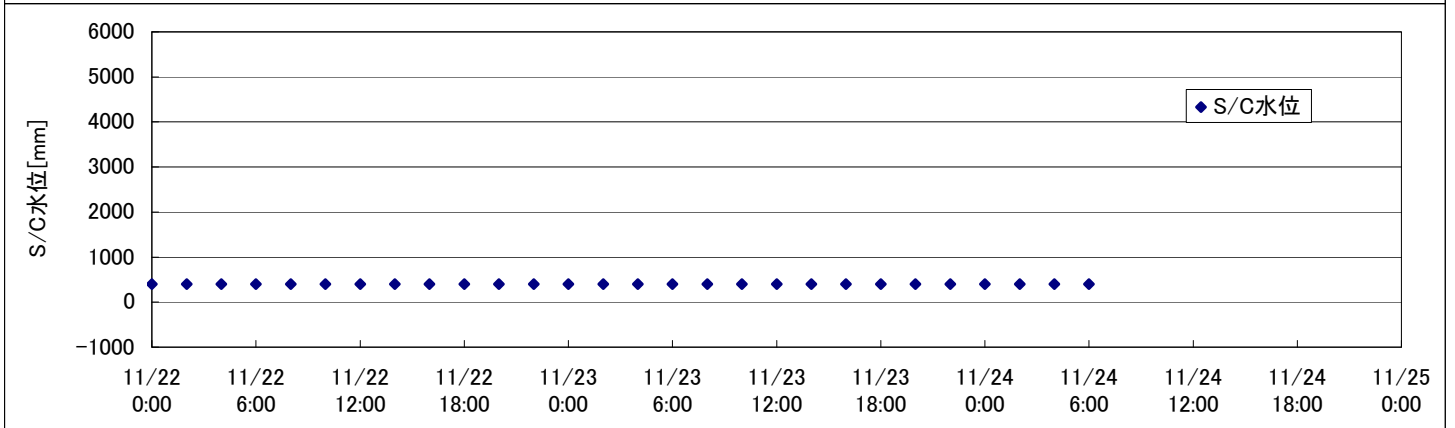
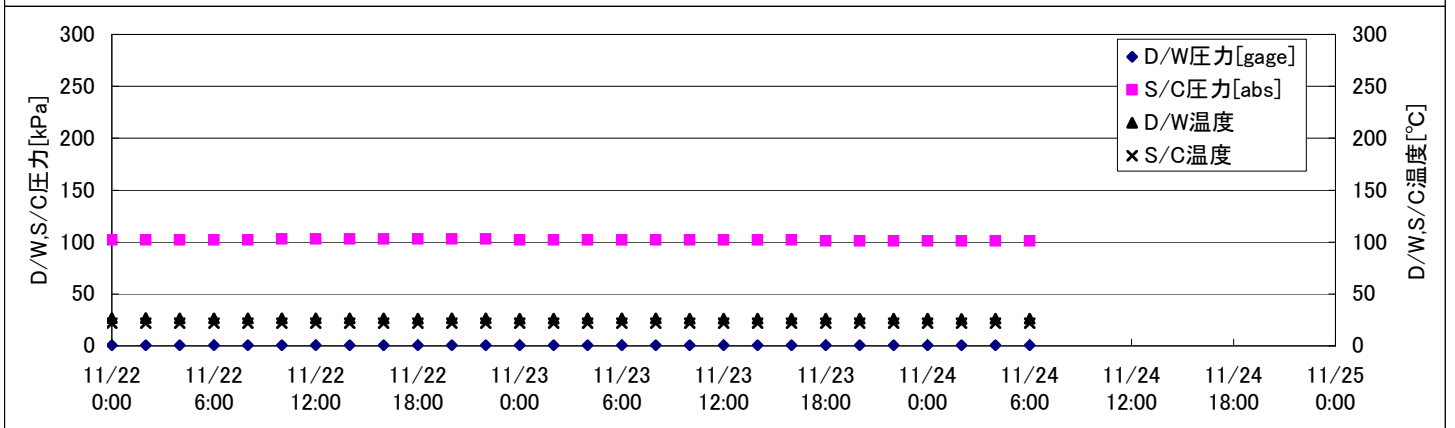
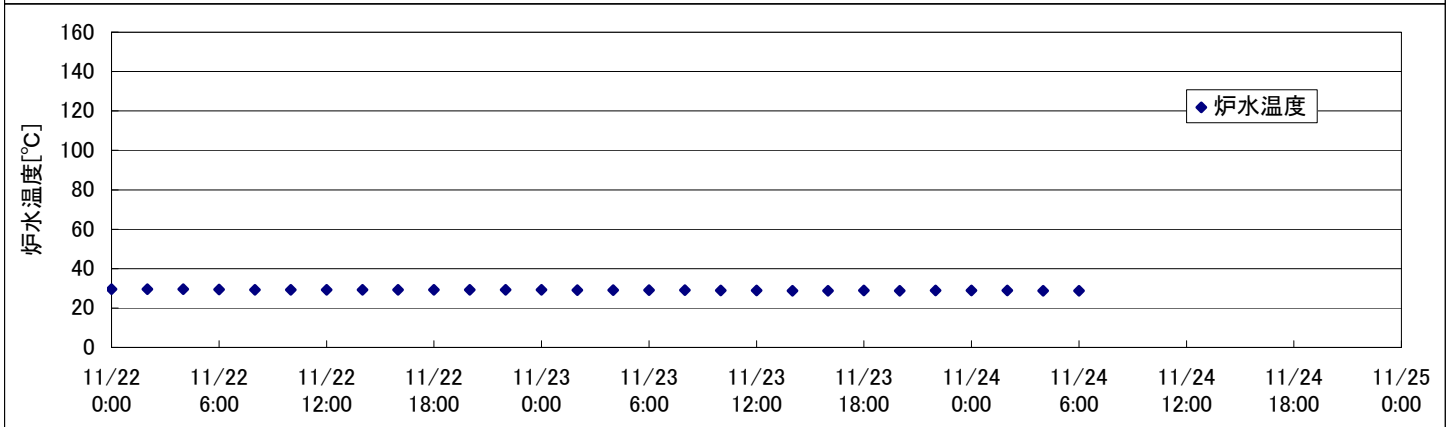
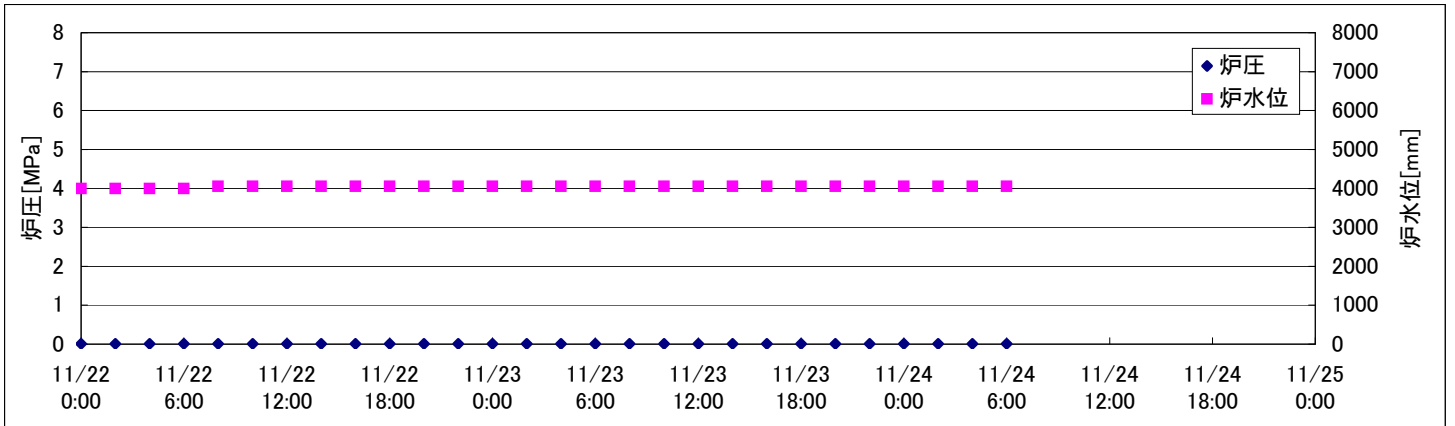
# 2F-1号機



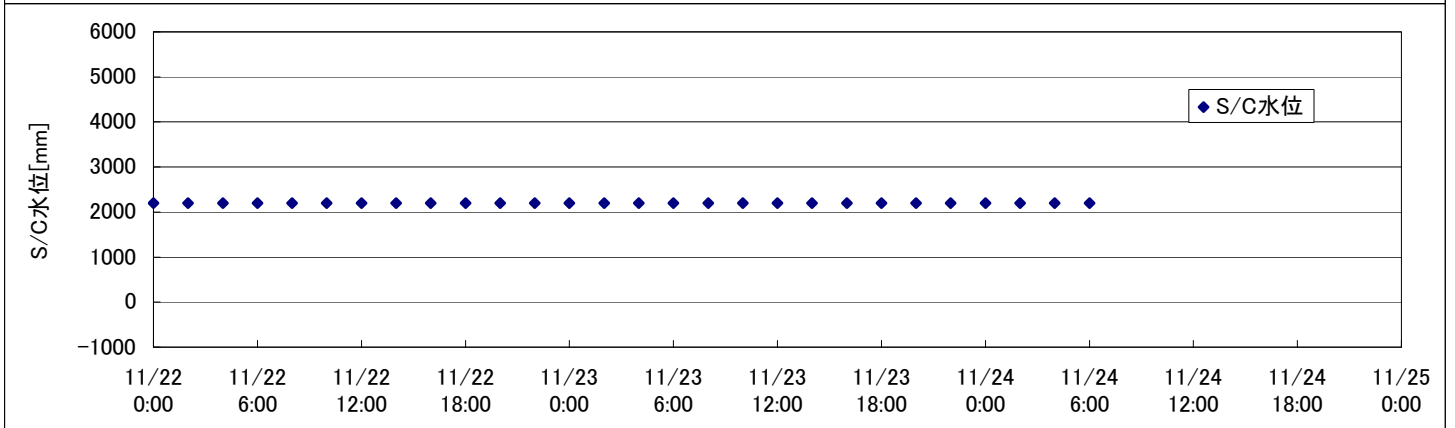
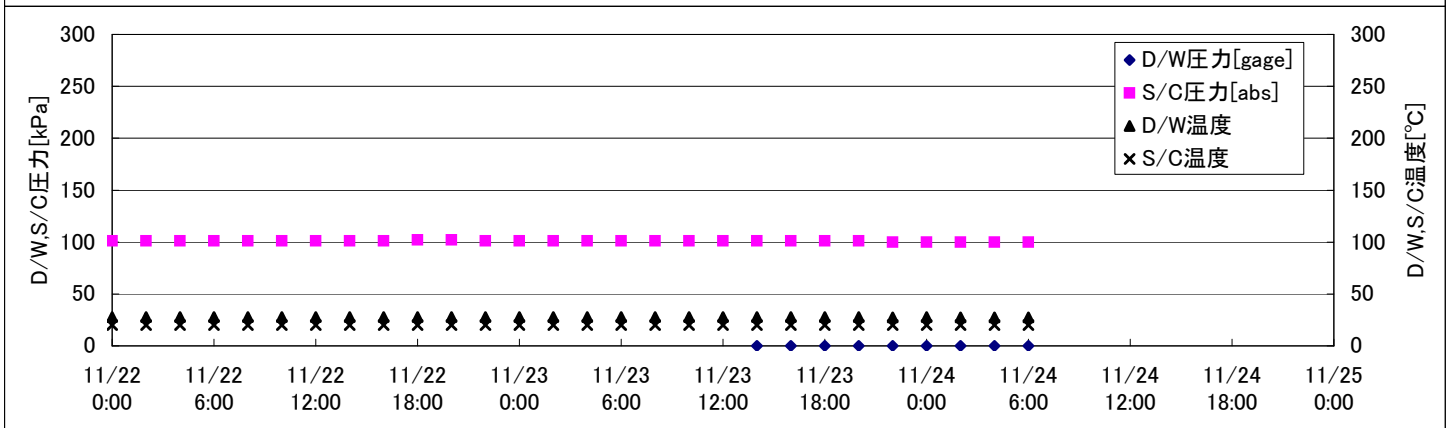
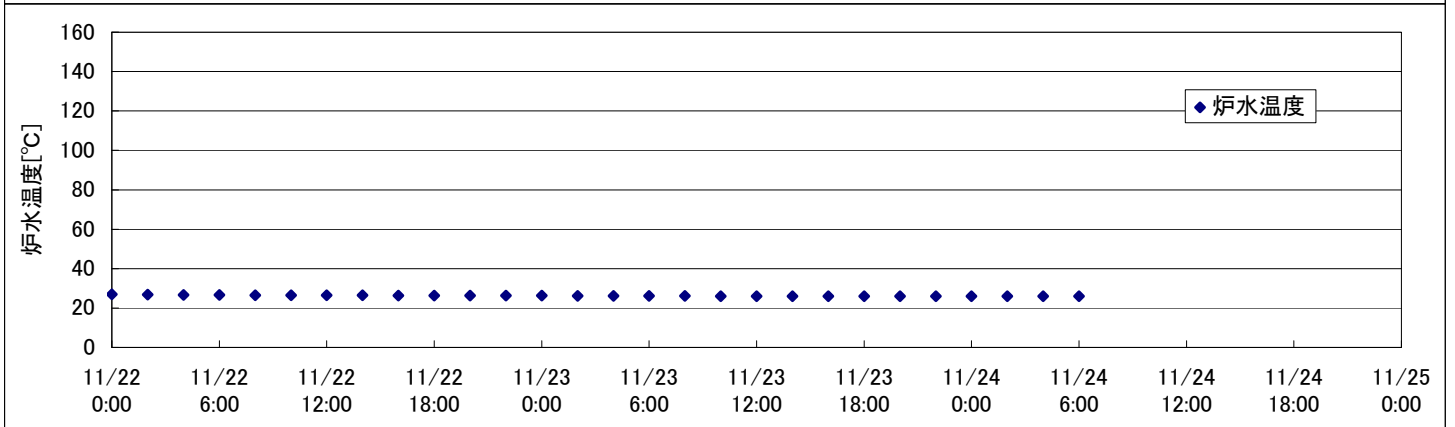
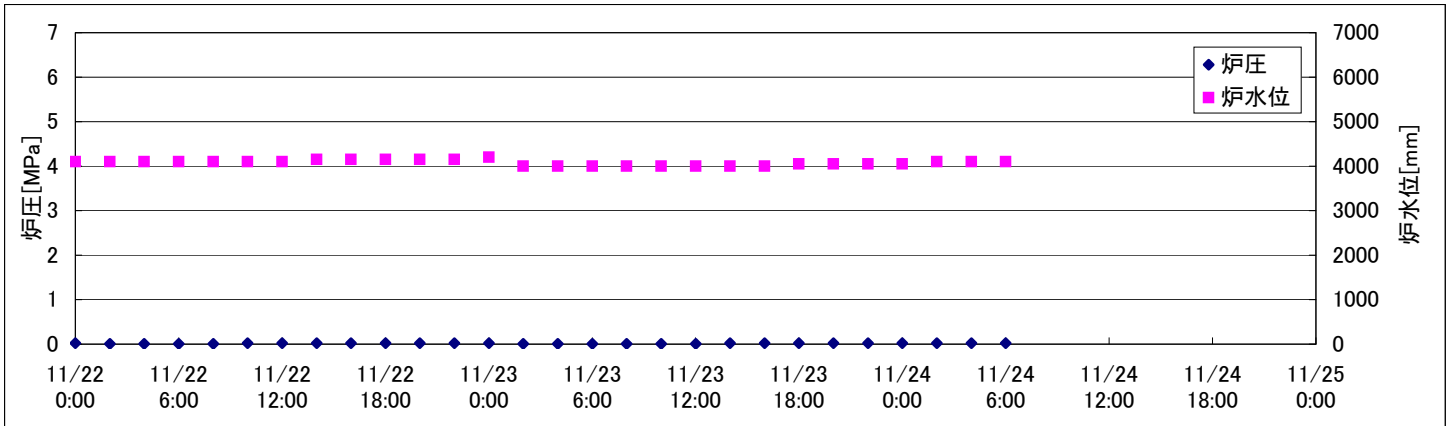
## 2F-2号機



## 2F-3号機



## 2F-4号機









## 2F-4号機

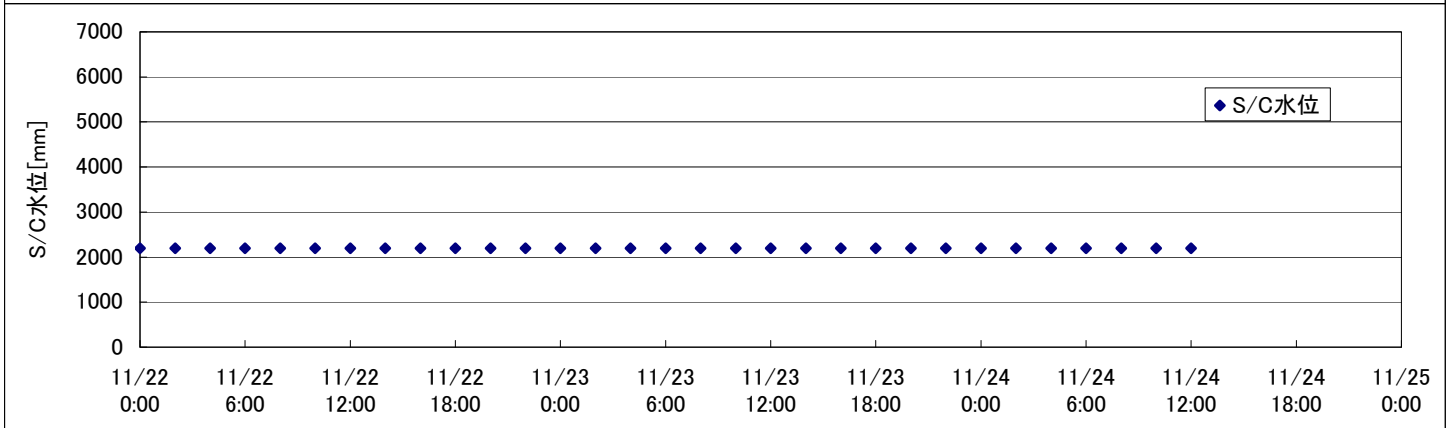
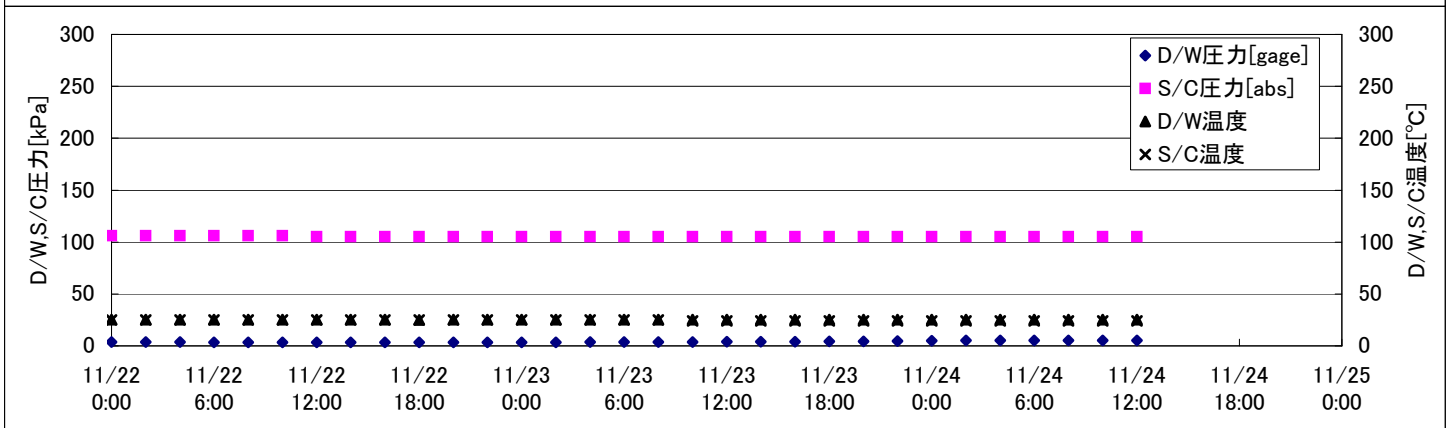
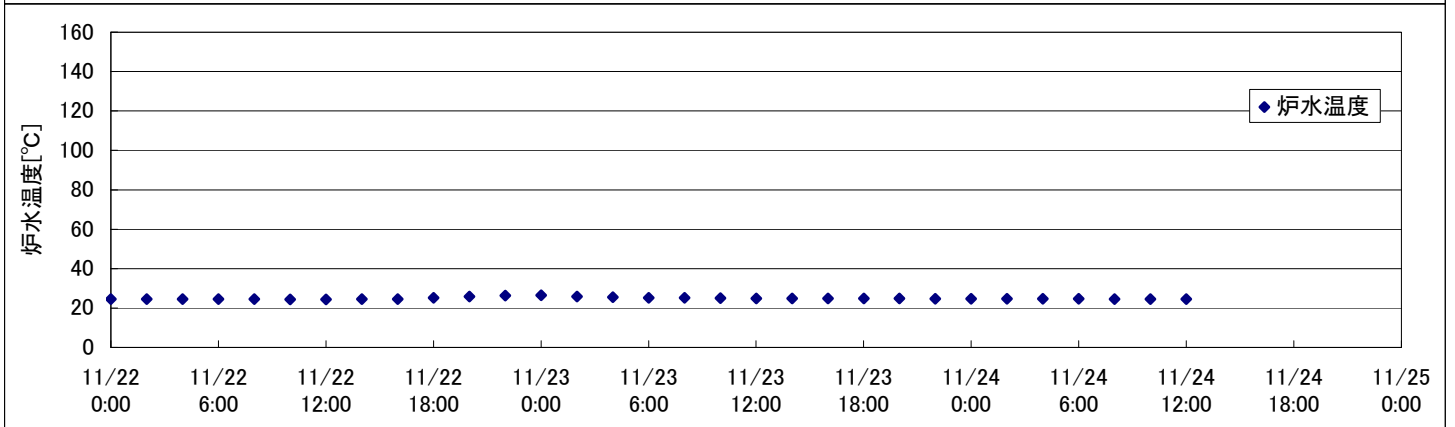
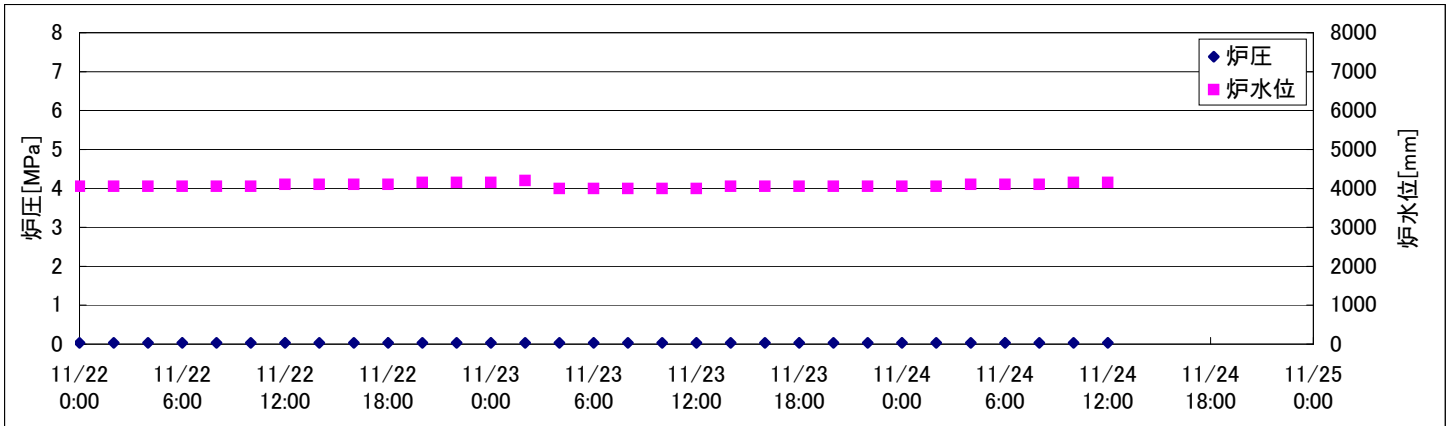
※燃料頂部(TAF)からの水位 = 炉水位 + 4200[mm]

時間	炉圧 [MPa (gage)]	炉水位 [mm] 停止時	炉水温度[°C]	D/W圧力 [kPa(gage)]	D/W温度 [°C]	S/C圧力 [kPa(abs)]	S/C水位 [mm]	S/C温度 [°C]
2011/11/22 0:00	0.02	4100	26.9		27.8	101	2200	20
2011/11/22 2:00	0.01	4100	26.8		27.8	101	2200	20
2011/11/22 4:00	0.01	4100	26.7		27.8	101	2200	20
2011/11/22 6:00	0.01	4100	26.6		27.8	101	2200	20
2011/11/22 8:00	0.01	4100	26.5		27.8	101	2200	20
2011/11/22 10:00	0.02	4100	26.4		27.8	101	2200	20
2011/11/22 12:00	0.02	4100	26.4		27.8	101	2200	20
2011/11/22 14:00	0.02	4150	26.4		27.8	101	2200	20
2011/11/22 16:00	0.02	4150	26.3		27.8	101	2200	20
2011/11/22 18:00	0.02	4150	26.3		27.8	102	2200	20
2011/11/22 20:00	0.02	4150	26.3		27.7	102	2200	20
2011/11/22 22:00	0.02	4150	26.3		27.7	101	2200	20
2011/11/23 0:00	0.02	4200	26.3		27.6	101	2200	20
2011/11/23 2:00	0.01	4000	26.2		27.7	101	2200	20
2011/11/23 4:00	0.01	4000	26.2		27.6	101	2200	20
2011/11/23 6:00	0.01	4000	26.1		27.6	101	2200	20
2011/11/23 8:00	0.01	4000	26.1		27.6	101	2200	20
2011/11/23 10:00	0.01	4000	26.0		27.6	101	2200	20
2011/11/23 12:00	0.01	4000	26.0		27.6	101	2200	20
2011/11/23 14:00	0.02	4000	26.0	-	27.6	101	2200	20
2011/11/23 16:00	0.02	4000	26.0	-	27.6	101	2200	20
2011/11/23 18:00	0.02	4050	26.0	-	27.6	101	2200	20
2011/11/23 20:00	0.02	4050	26.0	-	27.6	101	2200	20
2011/11/23 22:00	0.02	4050	26.0	-	27.5	100	2200	20
2011/11/24 0:00	0.02	4050	26.0	-	27.6	100	2200	20
2011/11/24 2:00	0.02	4100	26.0	-	27.5	100	2200	20
2011/11/24 4:00	0.02	4100	26.0	-	27.5	100	2200	20
<b>2011/11/24 6:00</b>	<b>0.02</b>	<b>4100</b>	<b>26.0</b>	<b>-</b>	<b>27.5</b>	<b>100</b>	<b>2200</b>	<b>20</b>
2011/11/24 8:00								
2011/11/24 10:00								
2011/11/24 12:00								
2011/11/24 14:00								
2011/11/24 16:00								
2011/11/24 18:00								
2011/11/24 20:00								
2011/11/24 22:00								
2011/11/25 0:00								

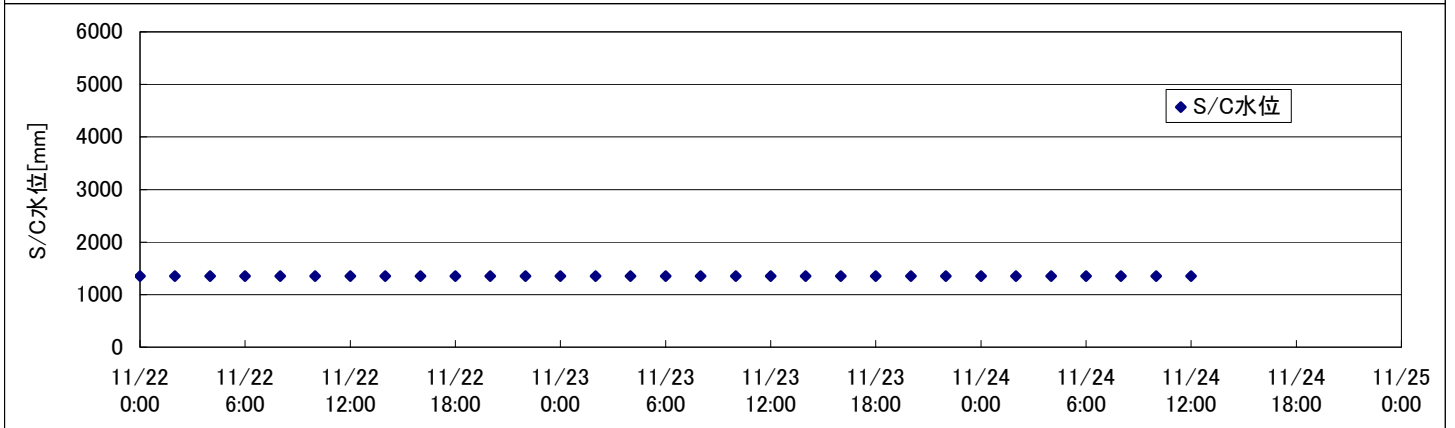
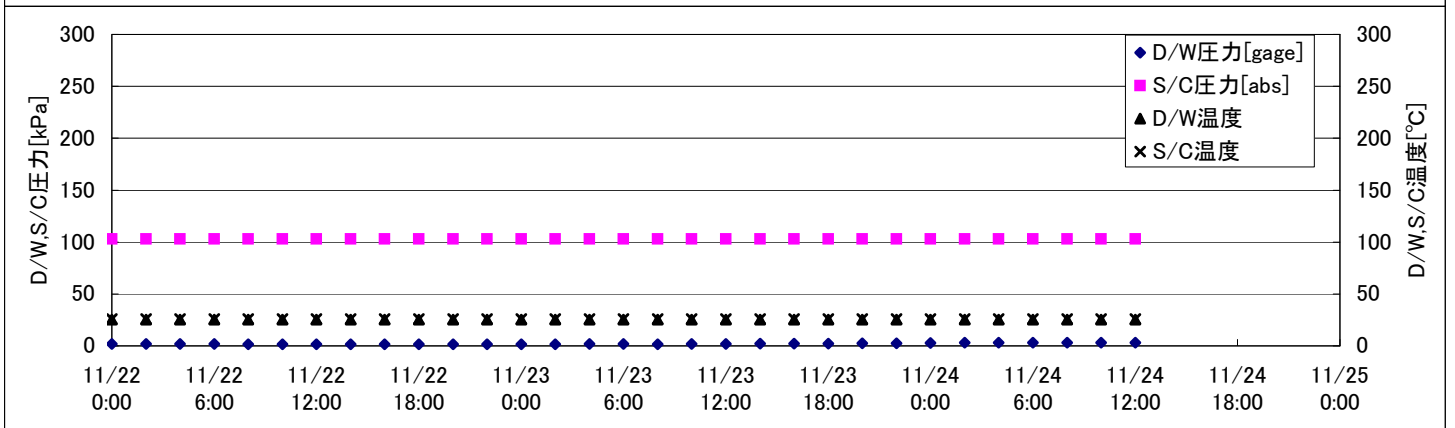
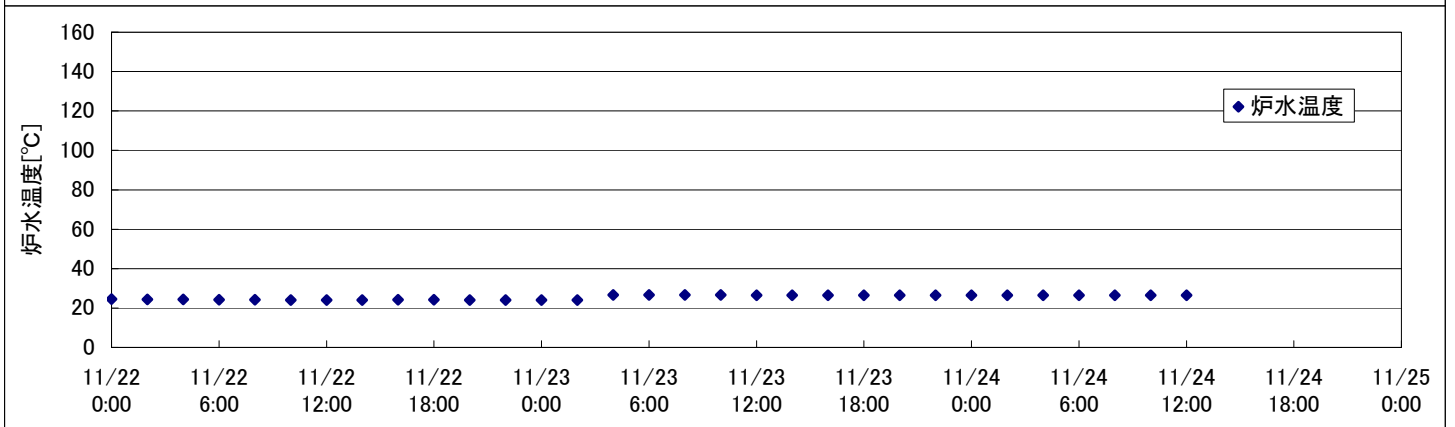
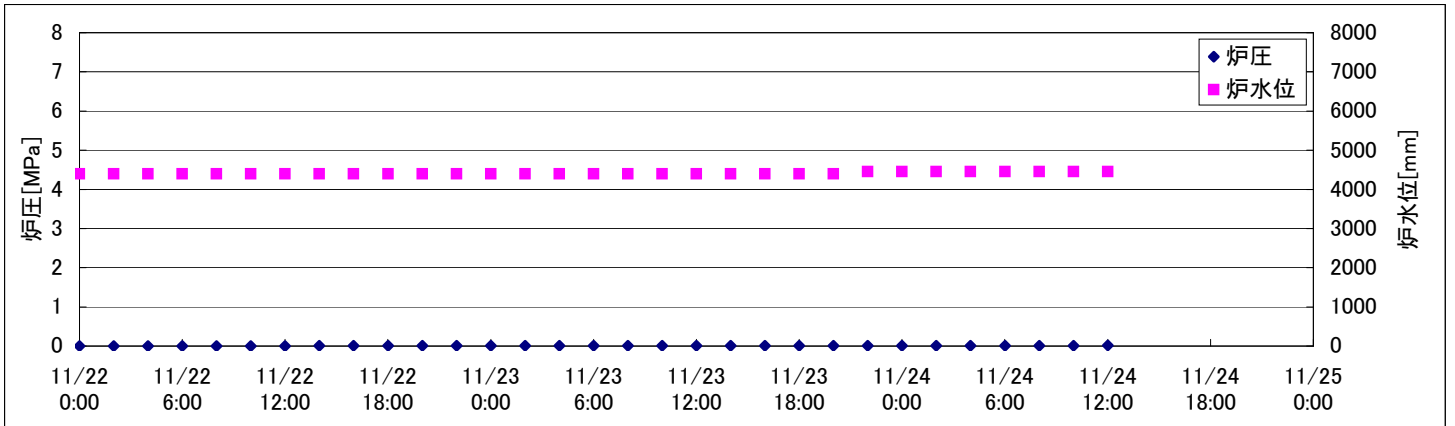
D/W圧力について  
 ・パーソナルエアロックドア開放中であるため、9/6 10:00 より記載せず



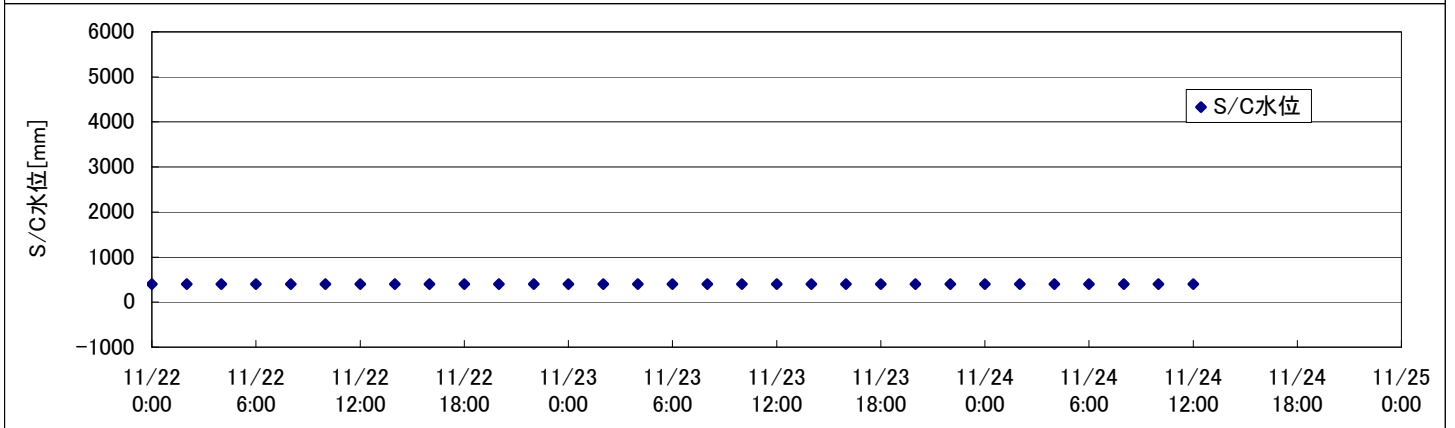
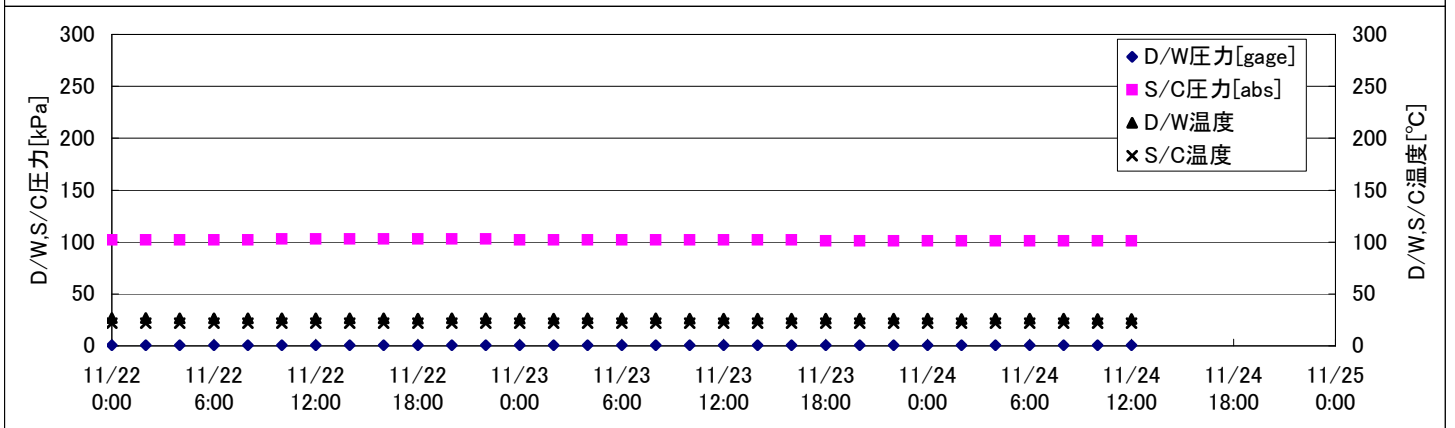
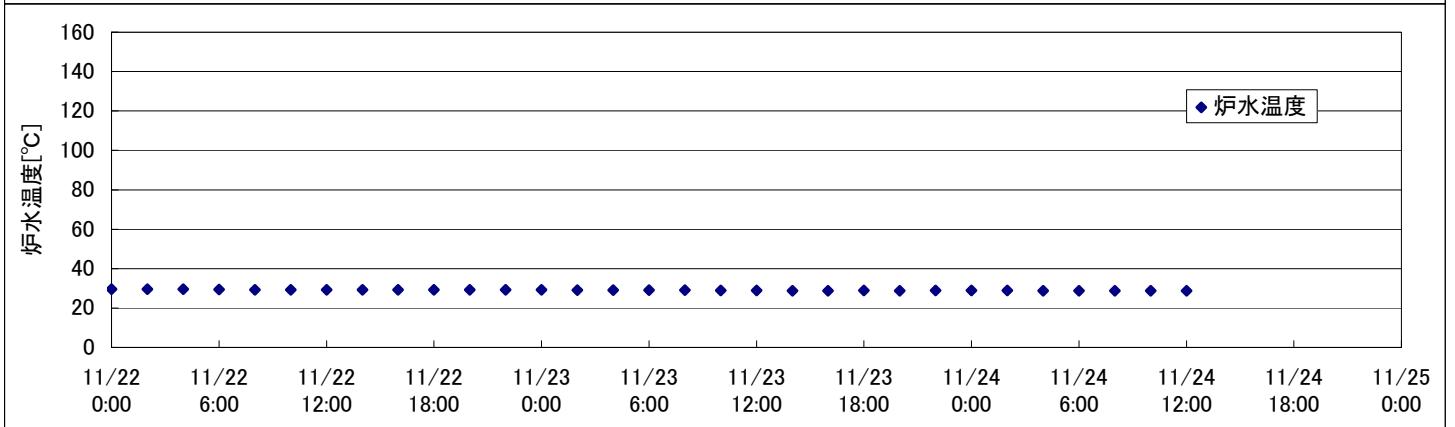
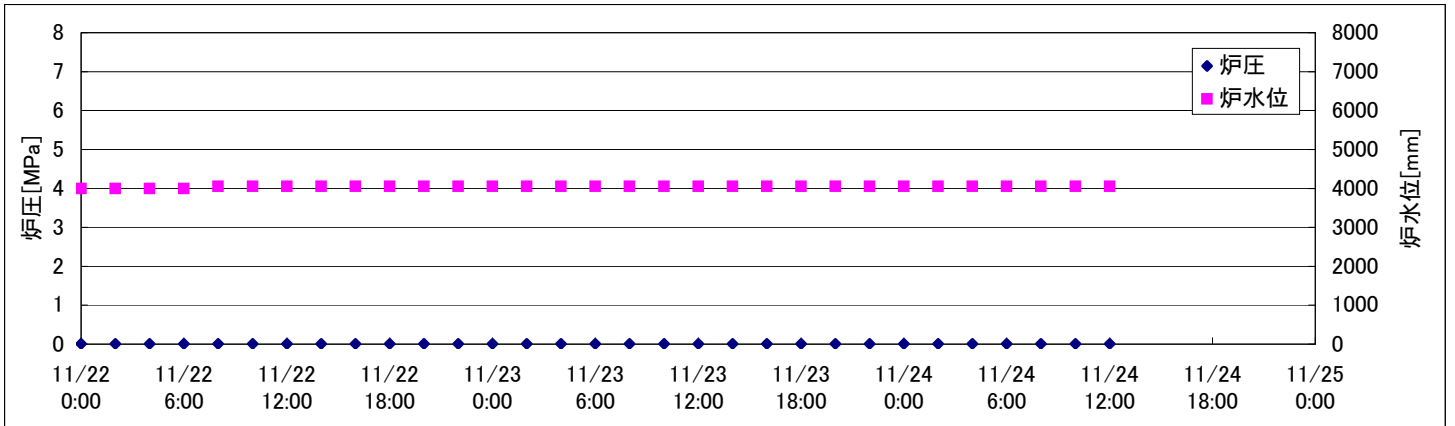
## 2F-1号機



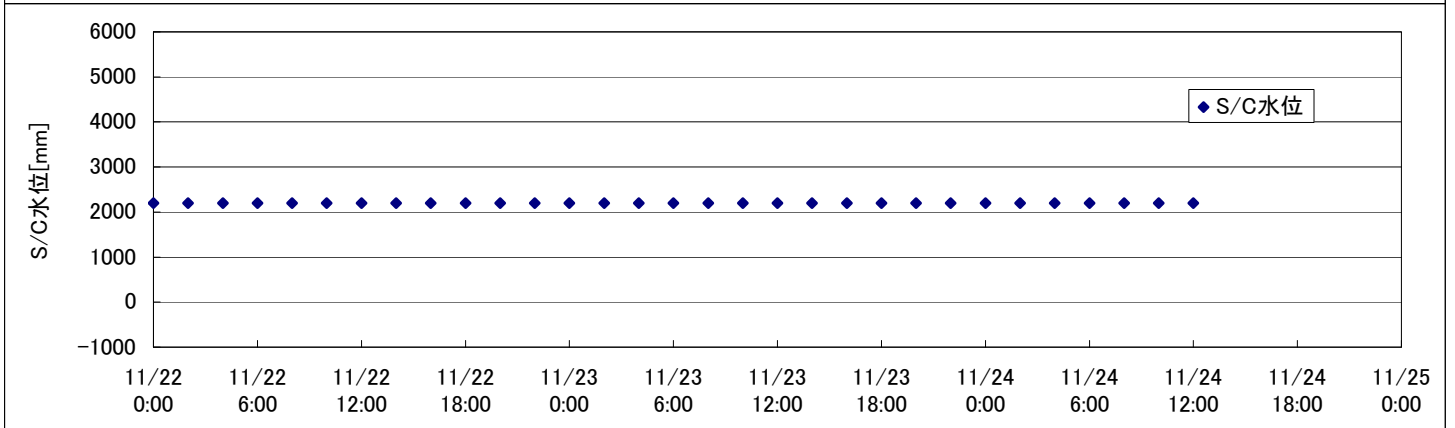
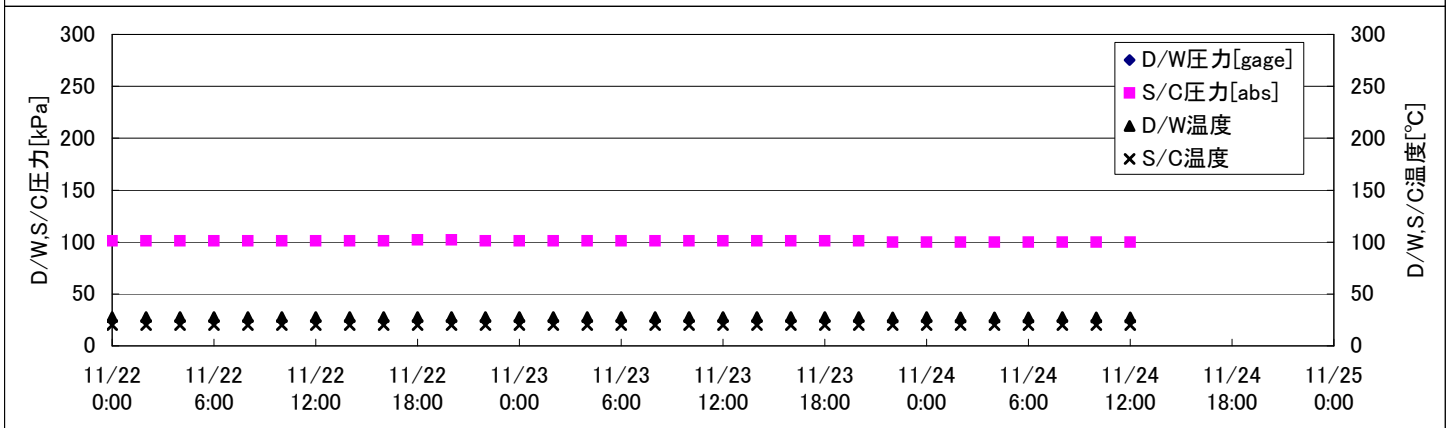
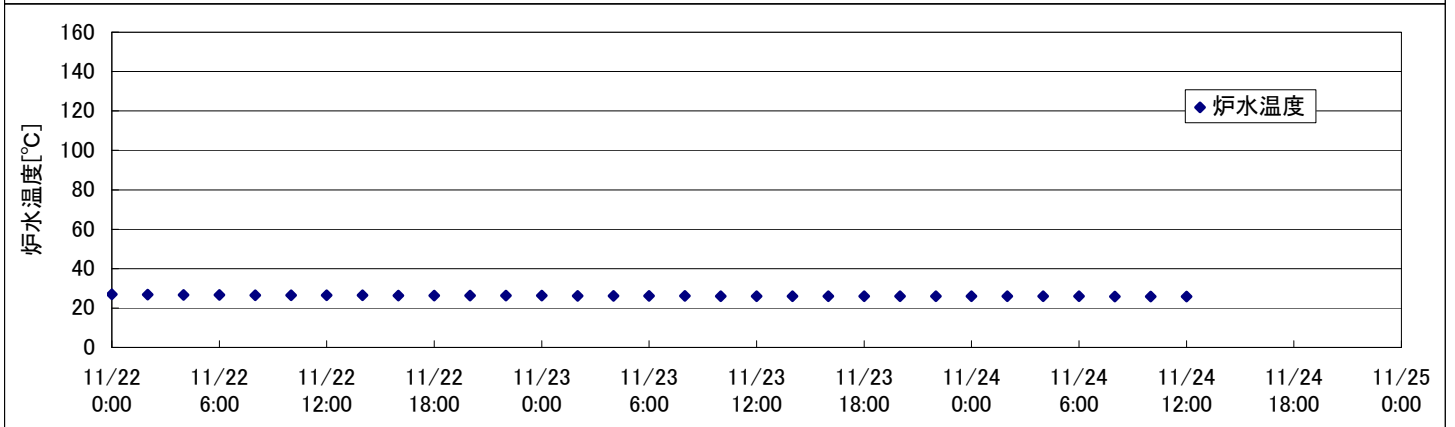
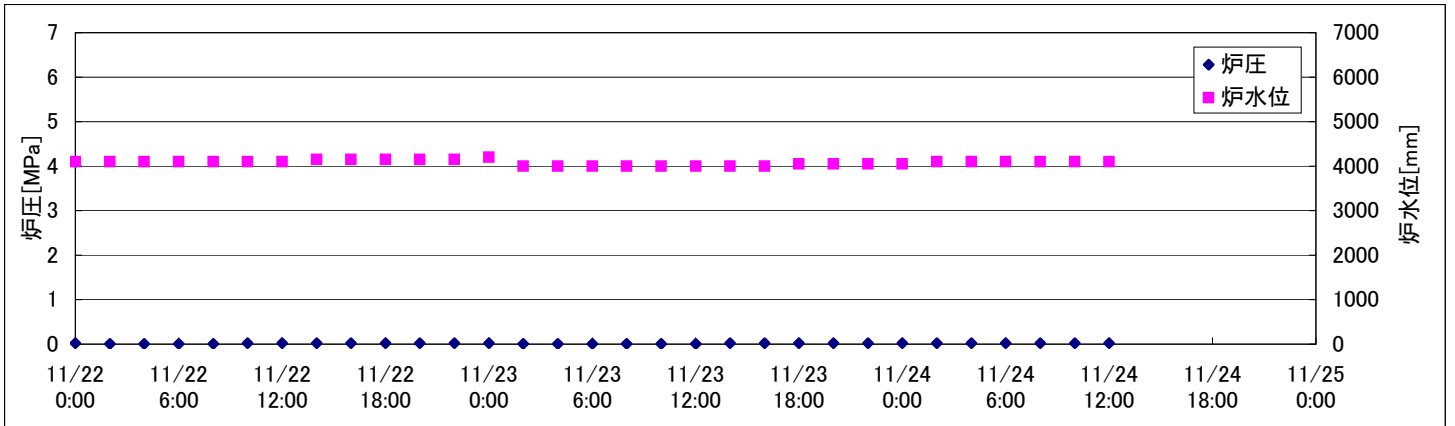
## 2F-2号機



## 2F-3号機



## 2F-4号機









## 2F-4号機

※燃料頂部(TAF)からの水位 = 炉水位 + 4200[mm]

時間	炉圧 [MPa (gage)]	炉水位 [mm] 停止時	炉水温度[°C]	D/W圧力 [kPa(gage)]	D/W温度 [°C]	S/C圧力 [kPa(abs)]	S/C水位 [mm]	S/C温度 [°C]
2011/11/22 0:00	0.02	4100	26.9		27.8	101	2200	20
2011/11/22 2:00	0.01	4100	26.8		27.8	101	2200	20
2011/11/22 4:00	0.01	4100	26.7		27.8	101	2200	20
2011/11/22 6:00	0.01	4100	26.6		27.8	101	2200	20
2011/11/22 8:00	0.01	4100	26.5		27.8	101	2200	20
2011/11/22 10:00	0.02	4100	26.4		27.8	101	2200	20
2011/11/22 12:00	0.02	4100	26.4		27.8	101	2200	20
2011/11/22 14:00	0.02	4150	26.4		27.8	101	2200	20
2011/11/22 16:00	0.02	4150	26.3		27.8	101	2200	20
2011/11/22 18:00	0.02	4150	26.3		27.8	102	2200	20
2011/11/22 20:00	0.02	4150	26.3		27.7	102	2200	20
2011/11/22 22:00	0.02	4150	26.3		27.7	101	2200	20
2011/11/23 0:00	0.02	4200	26.3		27.6	101	2200	20
2011/11/23 2:00	0.01	4000	26.2		27.7	101	2200	20
2011/11/23 4:00	0.01	4000	26.2		27.6	101	2200	20
2011/11/23 6:00	0.01	4000	26.1		27.6	101	2200	20
2011/11/23 8:00	0.01	4000	26.1		27.6	101	2200	20
2011/11/23 10:00	0.01	4000	26.0		27.6	101	2200	20
2011/11/23 12:00	0.01	4000	26.0		27.6	101	2200	20
2011/11/23 14:00	0.02	4000	26.0		27.6	101	2200	20
2011/11/23 16:00	0.02	4000	26.0		27.6	101	2200	20
2011/11/23 18:00	0.02	4050	26.0		27.6	101	2200	20
2011/11/23 20:00	0.02	4050	26.0		27.6	101	2200	20
2011/11/23 22:00	0.02	4050	26.0		27.5	100	2200	20
2011/11/24 0:00	0.02	4050	26.0		27.6	100	2200	20
2011/11/24 2:00	0.02	4100	26.0		27.5	100	2200	20
2011/11/24 4:00	0.02	4100	26.0		27.5	100	2200	20
2011/11/24 6:00	0.02	4100	26.0		27.5	100	2200	20
2011/11/24 8:00	0.02	4100	25.9		27.6	100	2200	20
2011/11/24 10:00	0.02	4100	25.9		27.4	100	2200	20
<b>2011/11/24 12:00</b>	<b>0.02</b>	<b>4100</b>	<b>25.9</b>		<b>27.4</b>	<b>100</b>	<b>2200</b>	<b>20</b>
2011/11/24 14:00								
2011/11/24 16:00								
2011/11/24 18:00								
2011/11/24 20:00								
2011/11/24 22:00								
2011/11/25 0:00								

D/W圧力について  
 ・パーソナルエアロックドア開放中であるため、9/6 10:00 より記載せず