

# F1 Issues

As of 31 March, 2015  
Nuclear Regulation Authority (NRA), Japan


## Current Information on Radioactivity in Seawater

Measurements of seawater obtained at the sampling points T-1 and T-2-1 from 22 to 28 March 2015 are shown in the following table. All radionuclides (i.e., Cs-134, Cs-137, total Beta and H-3) remained low and stable in the period.

The following URL of the NRA website leads to details of monitoring results:  
[http://radioactivity.nsr.go.jp/en/contents/10000/9621/24/Sea\\_Area\\_Monitoring\\_20150331.pdf](http://radioactivity.nsr.go.jp/en/contents/10000/9621/24/Sea_Area_Monitoring_20150331.pdf)

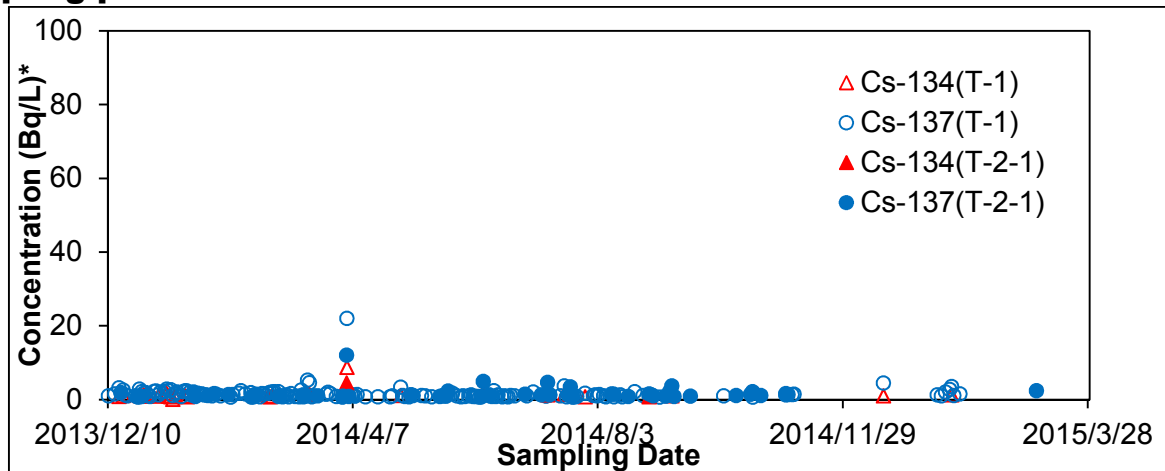
Sampling Date	Cs-134 (Bq/L)		Cs-137 (Bq/L)		*Total Beta (Bq/L)		H-3 (Bq/L)	
	T-1	T-2-1	T-1	T-2-1	T-1	T-2-1	T-1	T-2-1
22 Mar.	ND	ND	ND	ND	–	9.0	–	–
23 Mar.	ND	ND	ND	ND	11	9.0	ND	3.8
24 Mar.	ND	ND	ND	ND	–	14	–	–
25 Mar.	ND	ND	ND	ND	–	14	–	–
26 Mar.	ND	ND	ND	ND	–	14	–	–
27 Mar.	ND	ND	ND	ND	–	16	–	–
28 Mar.	ND	ND	ND	ND	–	20	–	–

ND: Under the limit of detection  
(less than 1Bq/L for Cs-134/Cs-137; 5Bq/L for Total Beta; and 3Bq/L for H-3)  
\*Total Beta includes K-40 occurring naturally in seawater.



The concentrations of Cs-134 and Cs-137 monitored at the sampling points T-1 and T-2-1 from 10 December 2013 to 28 March 2015 are shown in the following figure. The values under the limit of detection are not plotted on the figure. Seawater samples are taken every day except for days of bad weather.

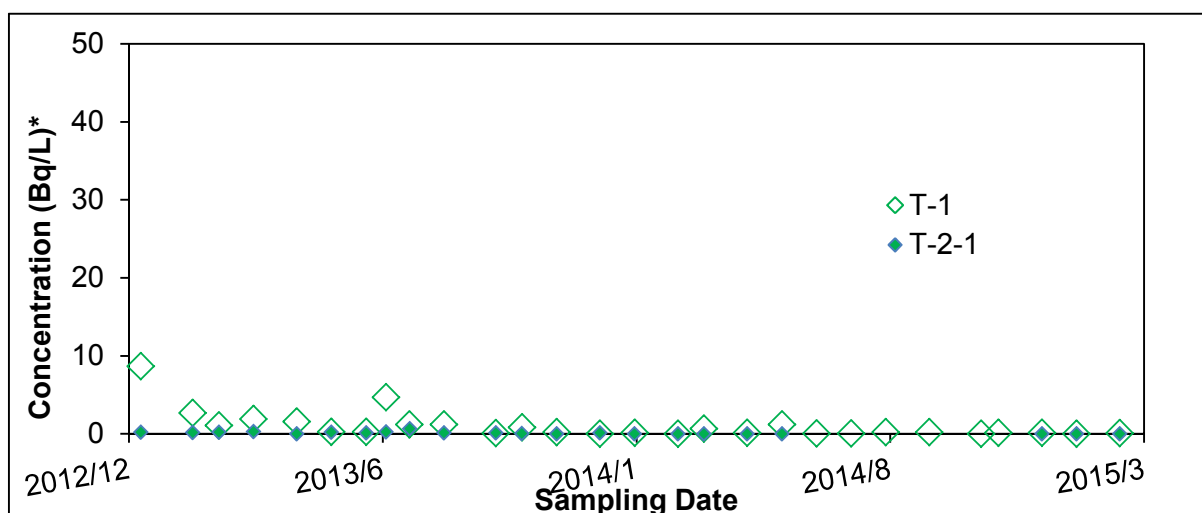
**Sampling points: T-1 and T-2-1**



\*The scale is set taking into account the limit values of concentrations (e.g., 60 Bq/L for Cs-134, 90 Bq/L for Cs-137, 60,000 Bq/L for H-3) in water for release of radioactive materials from a nuclear facility to the environment, which have been based on Japan’s Act on the Regulation of Nuclear Source Material, Nuclear Fuel Material and Reactors as well as the standpoints of International Commission on Radiological Protection (ICRP).

The concentrations of Sr-90 monitored at the sampling points T-1 and T-2-1 in the period from December 2012 to February 2015 have remained below the limit values\* of concentrations as shown in the following two figures. The values under the limit of detection are not plotted on the figures. Seawater samples are taken by TEPCO once a month.

**Sampling points: T-1 and T-2-1**



\*The scale is set taking into account the limit values of concentrations (e.g., 30 Bq/L for Sr-90) in water for release of radioactive materials from a nuclear facility to the environment, which have been based on Japan’s Act on the Regulation of Nuclear Source Material, Nuclear Fuel Material and Reactors as well as the standpoints of International Commission on Radiological Protection (ICRP).