

# F1 Issues

As of 27 May, 2014  
Nuclear Regulation Authority (NRA), Japan

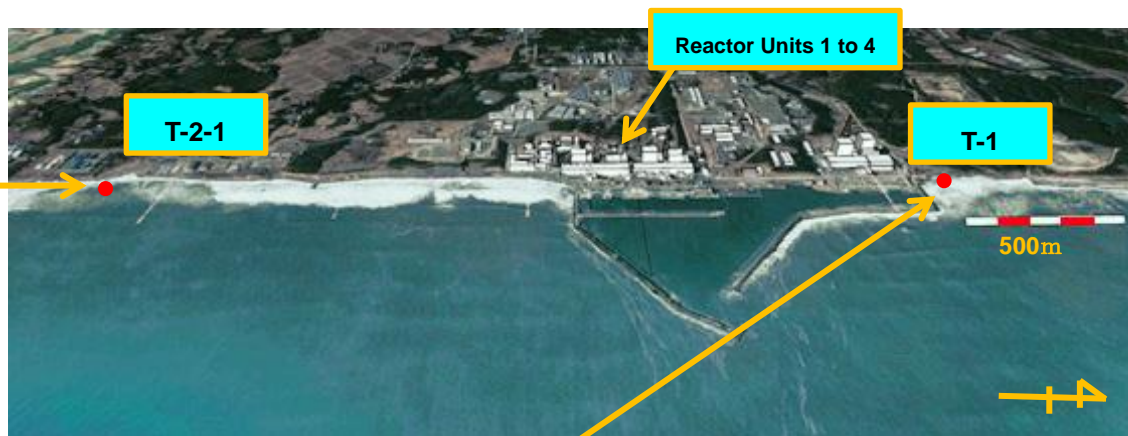
## Current Information on Radioactivity in Seawater

It was reported by TEPCO to the NRA that it discharged 561 tons of groundwater at Fukushima Daiichi Nuclear Power Station to the ocean in the time from UTC 01:25 (Japan Standard Time 10:25) to UTC 03:42 (Japan Standard Time 12:42) on 21 May by means of the groundwater bypass system.

Measurements of seawater obtained\* at the sampling points T-1 and T-2-1 on 22 to 24 May are shown in the following tables. The effects of groundwater discharge were not recognized.  
\*Seawater samples are taken at T-1 and T-2-1 early morning every day.

TEPCO reported the NRA that it had discharged 641 tons of groundwater to the ocean on 27 May.

The following URL of the NRA website leads to details of monitoring results:  
[http://radioactivity.nsr.go.jp/en/contents/9000/8466/24/Sea\\_Area\\_Monitoring\\_20140527.pdf](http://radioactivity.nsr.go.jp/en/contents/9000/8466/24/Sea_Area_Monitoring_20140527.pdf)



### 1.1km northern point (T-1) from the outlet for Reactor Units 1 to 4

Sampling Date in 2014	Cs-134 (Bq/L)	Cs-137 (Bq/L)	Total Beta (Bq/L)	H-3 (Bq/L)
19 May	ND(0.78)	ND(0.74)	12	5.6
20 May	ND(0.76)	1.0	–	–
21 May	ND(0.76)	1.0	–	–
22 May	ND(0.68)	ND(0.63)	–	–
23 May	ND(0.74)	ND(0.53)	–	–
24 May	ND(0.72)	ND(0.83)	–	–

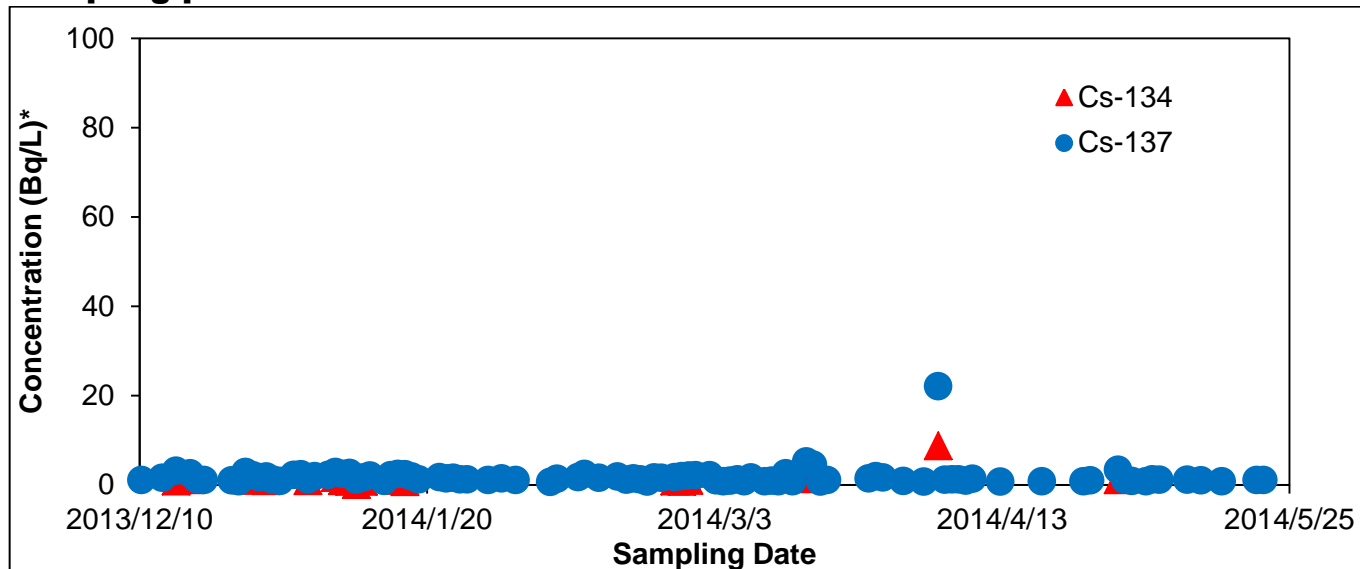
### 1.3km southern point (T-2-1) from the outlet for Reactor Units 1 to 4

Sampling Date in 2014	Cs-134 (Bq/L)	Cs-137 (Bq/L)	Total Beta (Bq/L)	H-3 (Bq/L)
19 May	ND(0.71)	0.78	9.5	5.6
20 May	ND(0.76)	ND(0.78)	10	–
21 May	ND(0.76)	ND(0.69)	14	–
22 May	ND(0.72)	0.85	15	–
23 May	ND(0.71)	2.3	8.4	–
24 May	ND(0.82)	ND(0.64)	12	–

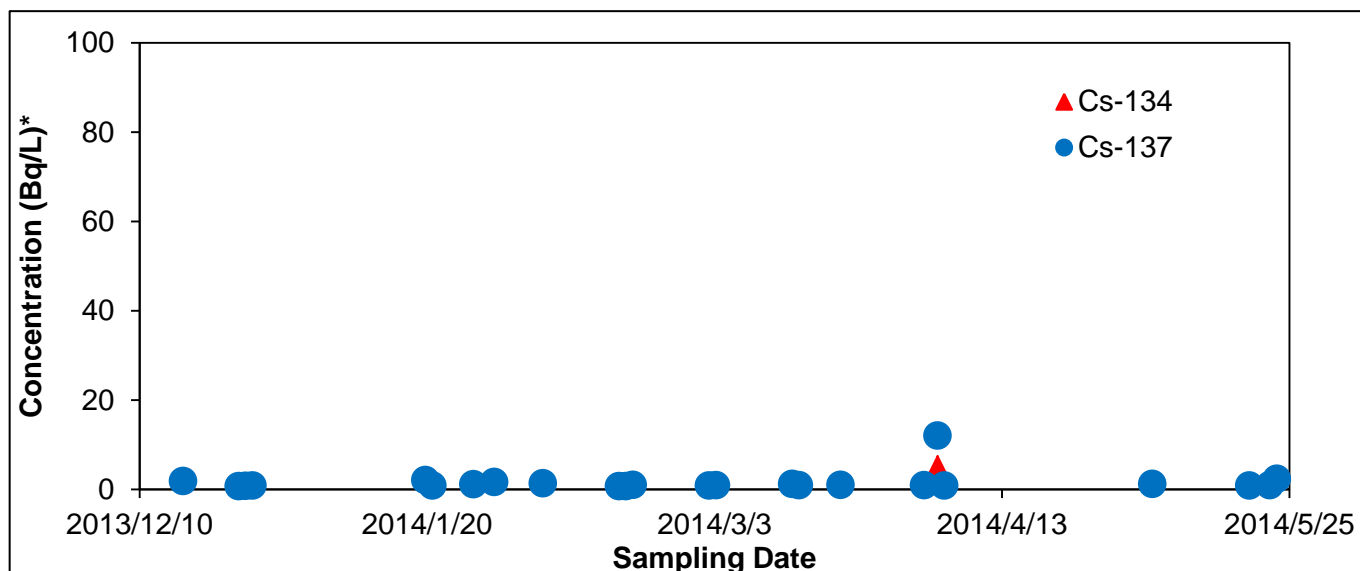
ND: Under the limit of detection

The concentrations of Cs-134 and Cs-137 monitored at the sampling points T-1 and T-2-1 from 10 December 2013 to 24 May 2014 are shown in the following figures. The values under the limit of detection are not plotted on the figures. And seawater samples are taken every day except for the days of bad weather.

**Sampling point: T-1**



**Sampling point: T-2-1**



\*The scale is set taking into account the limit values of concentrations (e.g., 60 Bq/L for Cs-134, 90 Bq/L for Cs-137, 60,000 Bq/L for H-3) in water for release of radioactive materials from a nuclear facility to the environment, which have been based on Japan's Act on the Regulation of Nuclear Source Material, Nuclear Fuel Material and Reactors as well as the standpoints of International Commission on Radiological Protection (ICRP).