

F1 Issues

As of 30 January, 2014
Nuclear Regulation Authority (NRA), Japan

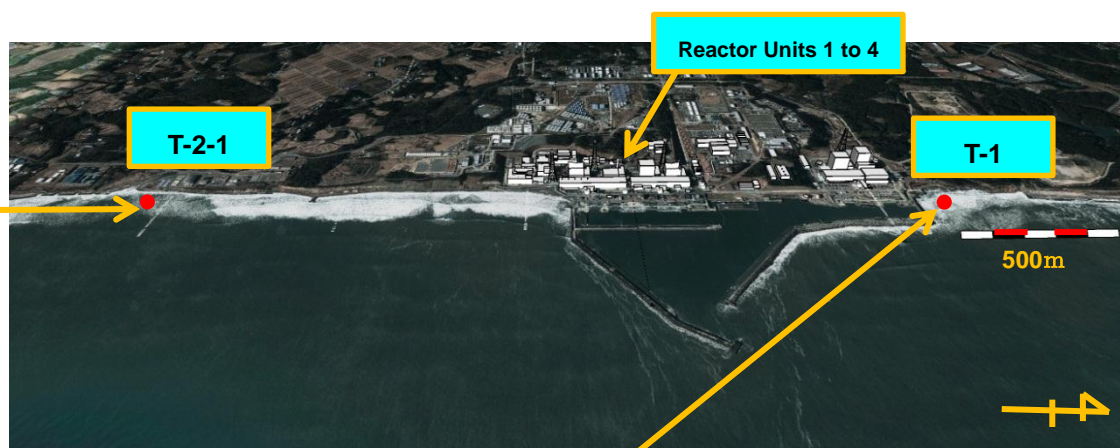
Current Information on Radioactivity in Seawater

The sampling points T-1 and T-2-1 near Fukushima Daiichi Nuclear Power Station are sentinels to assess effects on the environment by incidents including a leakage of contaminated water. The Nuclear Regulation Authority has been closely watching the results of TEPCO's daily monitoring of seawater at these sampling points.

The concentrations of all radionuclides (i.e., Cs-134, Cs-137, total Beta and H-3) were relatively stable from 20 to 26 January 2014 at the sampling points T-1 and T-2-1.

The following URL leads to details of monitoring results:

[http://radioactivity.nsr.go.jp/en/contents/8000/7887/24/Sea_Area_Monitoring\(20140128\).pdf](http://radioactivity.nsr.go.jp/en/contents/8000/7887/24/Sea_Area_Monitoring(20140128).pdf)



1.1km northern point (T-1) from the outlet for Reactor Units 1 to 4

Samples Date in 2014	Cs-134 (Bq/L)	Cs-137 (Bq/L)	Total Beta (Bq/L)	H-3 (Bq/L)
20 January	ND(0.81)	ND(0.68)	11	ND(2.0)
21 January	ND(0.67)	ND(0.78)	–	–
22 January	ND(0.67)	1.7	–	–
23 January	ND(0.75)	1.4	–	–
24 January	ND(0.76)	1.5	–	–
25 January	ND(0.66)	1.2	–	–
26 January	ND(0.96)	1.2	–	–

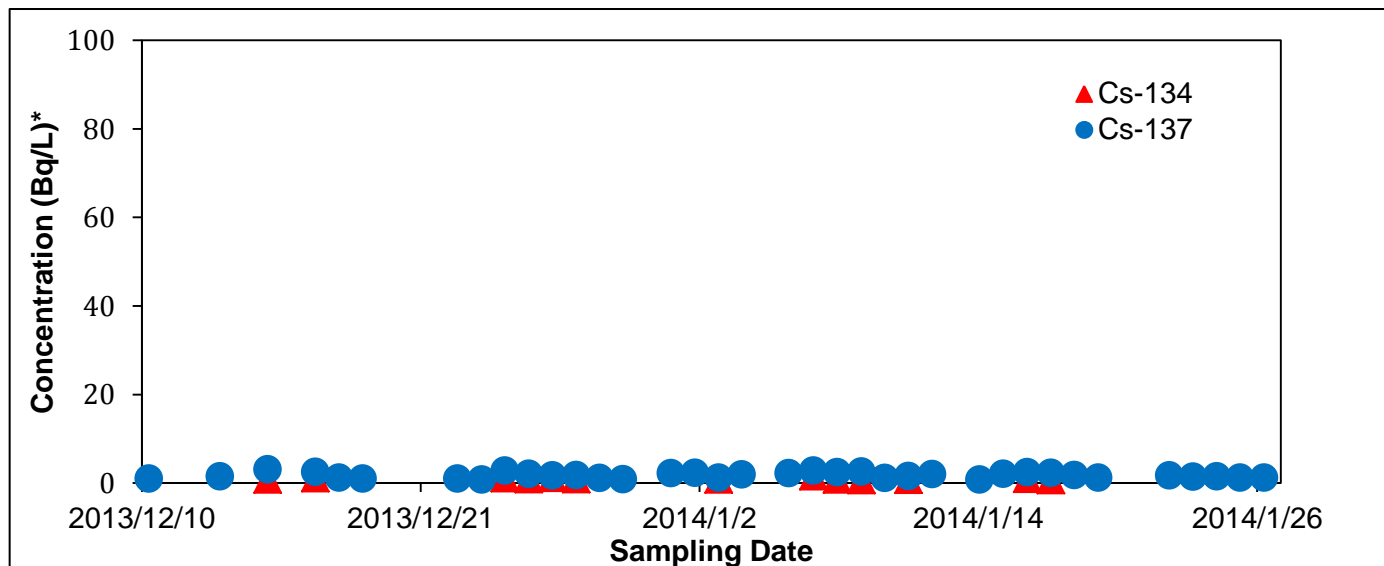
1.3km southern point (T-2-1) from the outlet for Reactor Units 1 to 4

Samples Date in 2014	Cs-134 (Bq/L)	Cs-137 (Bq/L)	Total Beta (Bq/L)	H-3 (Bq/L)
20 January	ND(0.81)	2.0	14	ND(2.0)
21 January	ND(0.67)	0.80	10	–
22 January	ND(0.67)	ND(0.64)	13	–
23 January	ND(0.75)	ND(0.72)	8.5	–
24 January	ND(0.76)	ND(0.80)	13	–
25 January	ND(0.66)	ND(0.63)	13	–
26 January	ND(0.96)	ND(0.50)	15	–

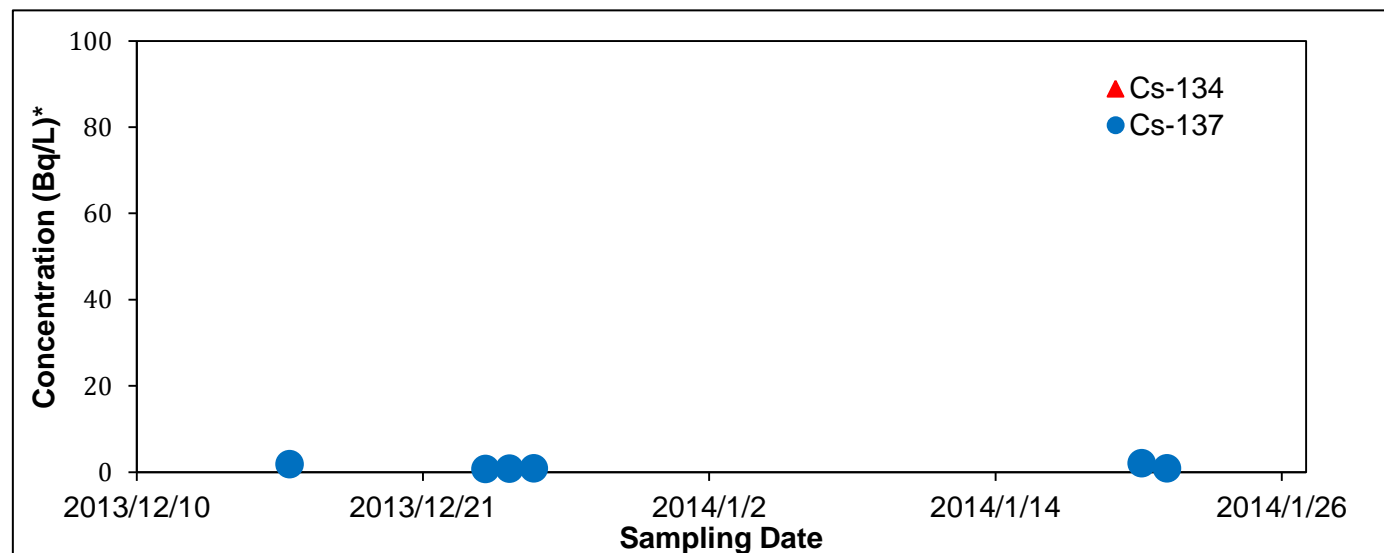
ND: Under the limit of detection

The concentrations of Cs-134 and Cs-137 monitored at the sampling points T-1 and T-2-1 from 10 December 2013 to 26 January 2014 are shown into the following figures. The values under the limit of detection are not plotted on the figures. And seawater samples are taken every day except for the days of bad weather.

Sampling point: T-1



Sampling point: T-2-1



*The scale takes into account the limit values of concentrations (e.g., 60 Bq/L for Cs-134, 90 Bq/L for Cs-137, 60,000 Bq/L for H-3) in water for release of radioactive materials from a nuclear facility to the environment, which have been based on Japan's Act on the Regulation of Nuclear Source Material, Nuclear Fuel Material and Reactors as well as the standpoints of International Commission on Radiological Protection (ICRP).